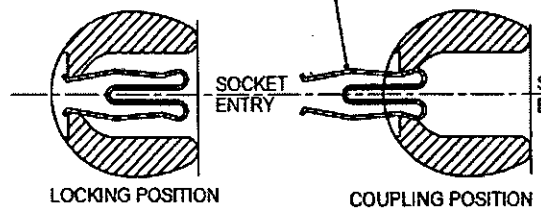


SR NO.	DESCRIPTION	MATERIAL	QTY.
1	16X145 BOLT HEX WITH NUT	MILD STEEL H.D.G	1
2	WASHER PLAIN - 8 mm - 16 mm	MILD STEEL H.D.G	2
3	SPLIT PIN 4 mmØ & 38 mm ± 1 mm	BRASS H.D.G	2
4	STRAPS 35 X 6 mm	MILD STEEL H.D.G	2
5	PIN(RIVET) 16 X 25 mm WITH PLAIN WASHER 3 mm- 1 no. & SPLIT PIN 4 mm- 1no.	MILD STEEL H.D.G	1
6	BALL EYE 38Ø X 9 mm ± 1 THK	FORGED STEEL	1
7	STRAIN CLAP BODY	ALLUMINIUM ALLOY	1
8	KEEPER PIECE	ALLUMINIUM ALLOY	1
9	'U' BOLT 12X62 mm WITH 12 mm NUTS	MILD STEEL H.D.G	1
10	WASHER 2.00 mm THICK	MILD STEEL H.D.G	2
11	WASHER SPRING 2.5 ± 0.15 mm	MILD STEEL EG.	2
12	'W' PIN - 7.9 mm x 1.5 mm	PHOSPHOR BRONZE	1

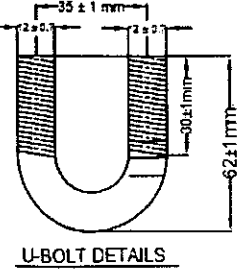
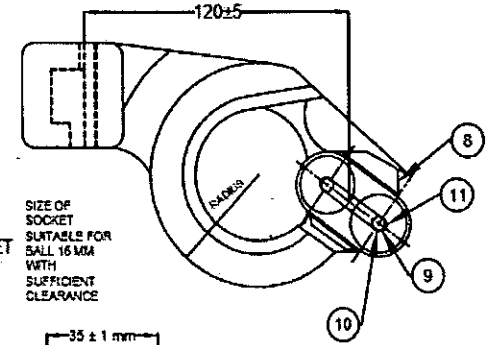
H.D.G HOT DIP GALVANIZED
E.G ELECTED GALVANIZED.

1. ALL DIMENSIONS OF BALL EYE SHALL BE AS PER REC SPECIF 3/1971/REV.1988 HOWEVER THK OR EYE NOT SPECIFIED IN REC SHALL BE 9 mm ± 1 mm.
2. RIB THICKNESS OF ALUMIUM CLAM SHOULD BE 4 mm ± 0.5 mm.
3. DEPTH OF CONDUCTOR GROOVE IN ALUMINIUM CLAMP 17 mm ± 1 mm.
4. SUITABLE FOR 2500 KGS M.F.L
5. BALL EYE SHOULD BE SUPPLIED ALONG WITH 16 mm RIVET & SPLIT PIN & WASHER.

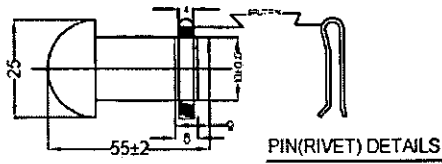
DIMENSION OF 'W' CLIP AS PER FIG. 5
16-B IS-2486(PART-III) 1974



LOCKING AND COUPLING POSITION OF W-CLIP



U-BOLT DETAILS



PIN(RIVET) DETAILS

[Signature]
Chief Engineer (Material)
PGVCL, Corporate Office
Rajkot.

PASCHIM GUJARAT VIJ CO. LTD, RAJKOT

DRG NO. : 02 RABBIT H.W